


# Advanced Excel for Financial Modeling

Master the advanced Excel tricks, techniques, and tools financial analysts use to build and audit financial models. By the end of this course, you will know how to write efficient and flexible formulas, create sensitivity analysis, and master Excel's features for finance.

 7 Hours

 \$350 Group class price


 Located at **185 Madison Avenue, NYC**

Corporate and on-site training available.


Email us at [contact@nyimtraining.com](mailto:contact@nyimtraining.com) for more information.

## Contact

---

 212-658-1918

 [contact@nyimtraining.com](mailto:contact@nyimtraining.com)

 [training-nyc.com](http://training-nyc.com)

## Course Outline

### Advanced techniques to Expedite Workflow

---

**Efficient formula writing**

**Formula & model auditing**

**Advanced cell locking**

**Hot Keys to work without the mouse**

**Windows & work with multiple applications**

**Go To Special**

**Paste Special**

### Project #1: Revenue build-up by store count and same store sales growth

---

**Learn different methods for projecting company revenues**

Apply advanced Excel techniques to quickly build out projections

## Advanced Analytical Tools & Sensitivity Analysis

---

Goal Seek

Data Tables

Scenario Manager

## Project #2: Cash flow modeling & sensitivity analysis

---

Project revenues and expenses

Discount cash flows to the present value

Run a sensitivity analysis for valuation based on revenue growth and gross margin

## Database Functions for Finance

---

Advanced SUMIFS

VLOOKUP-MATCH

INDEX-MATCH

## Functions for Financial Modeling

---

Financial functions

Date functions

Nested IF statements

IF Statements with AND/OR

CHOOSE function

Weighted average calculations

IFERROR

## Projects #3: Loan amortization model

---

**Model cash flows from an amortizing loan**

**Use advanced functions to aggregate the data**